



LOUISVILLE
MUHAMMAD ALI
INTERNATIONAL AIRPORT

Defying Expectation

Dan Mann, A.A.E.
Executive Director

Louisville Regional Airport Authority





SDF Celebrates
3rd Busiest
Year Ever

4.59M

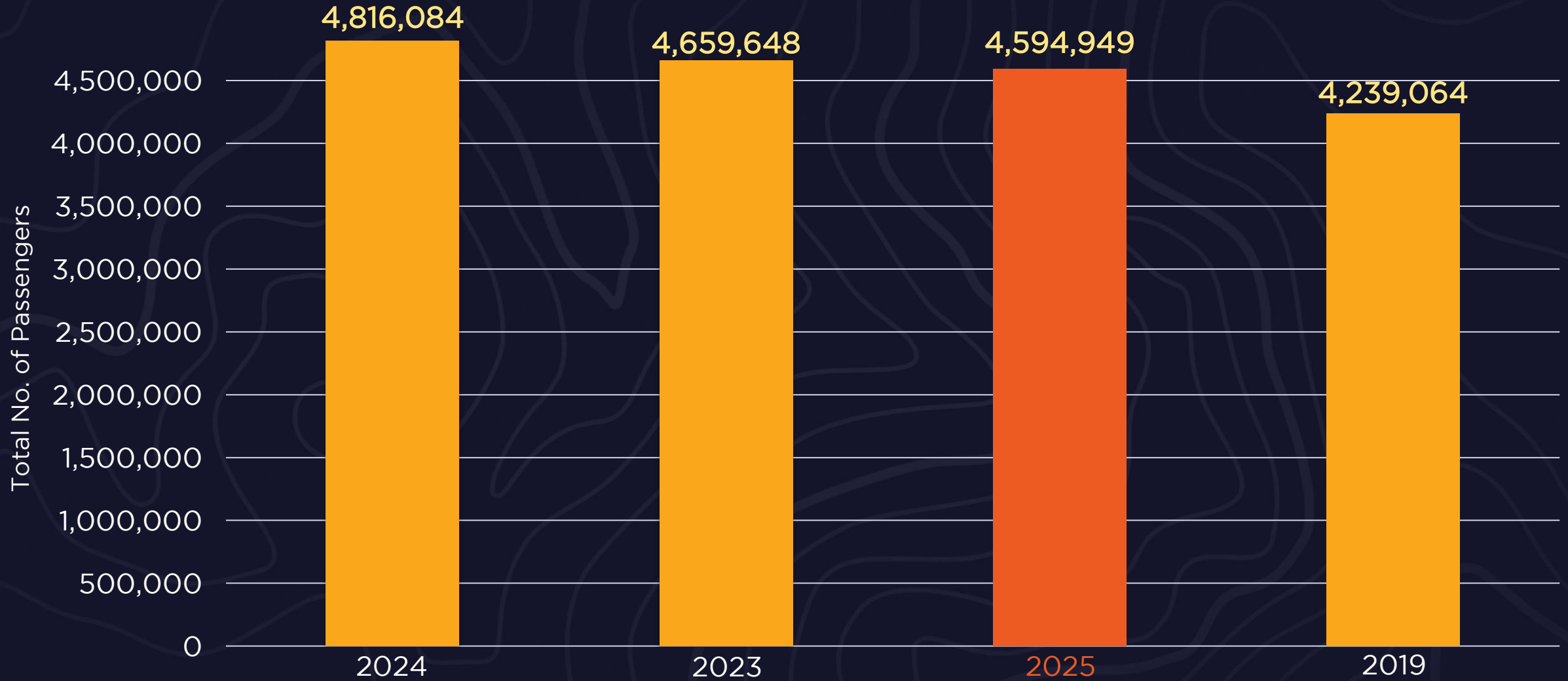
Total Passengers



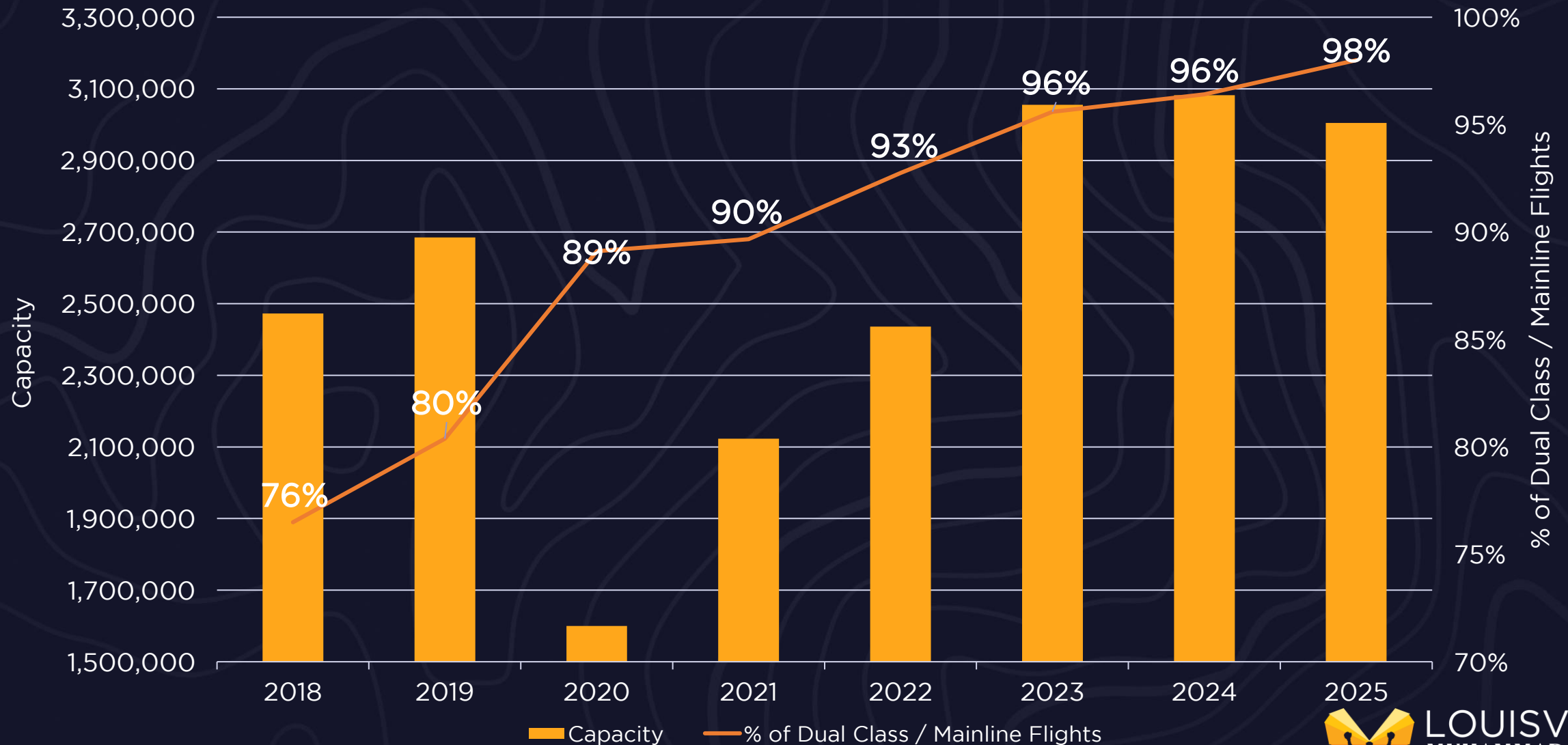
LOUISVILLE
MUHAMMAD ALI
INTERNATIONAL AIRPORT

Setting Records at SDF

*SDF's Top 3 Best Years Ever
have been post-COVID*



Continued Growth of Dual-Class and Mainline Jets



SDF Capacity Increases

8 nonstop routes
increased capacity
by **double-digits**

19 total routes
increased capacity
in 2025




LOUISVILLE
MUHAMMAD ALI
INTERNATIONAL AIRPORT



Derby 151

- 34,000 scheduled arrivals on Wednesday-Friday
- Busiest Derby Departures Yet: 28,000 seats on Sunday and Monday
- Sunday, May 4: Busiest Day Ever
- 15 Nonstop Routes Added
- SDF Ramp Control





Focusing on the Passenger Experience

- Airport Operations Dept. 'Fixers and Fillers'
- Baggage Claim Assistance

96% of all bags received within 30 minutes
- CLEAR Mobile at SDF

More than 148,000 passengers screened in 2025
- TSA PreCheck and Standard Screening Queue Support
- Airline Ticket Counter Line Management





SDF Next Program

Airfield and Terminal Completed Projects

\$364M

invested
to date



SDF Next Program

2026-2028 Investment

SDF Terminal

\$452M

Customer experience improvements to support continued **passenger growth** including a Federal Inspection Services (FIS) Facility for **international flights**



SDF Next Program

2026-2028 Investment

SDF Airfield

\$117M

Improvements for SDF to
remain a **global cargo leader**
and **major economic engine**
in the Commonwealth



Cargo @ SDF | A Logistics Leader

- Home to UPS Worldport® and base of UPS Airlines
- **No. 1** busiest cargo airport in North America
- **Top 5** busiest cargo airport in the world
- **Busiest Year Ever** for Cargo Operations at SDF in 2025
- **100,000+** total cargo aircraft operations annually at SDF

A Centerpoint of Aviation Bowman Field

Leading the State

No. 1 Busiest General Aviation airport in the Commonwealth with 130,000+ annual operations

Life-Saving Transport Team

Norton Healthcare 'Just for Kids' helicopter **provides critical care**

Investing in Tomorrow

In recent years, substantial **airfield investments** were made including over \$6.5 million in pavement rehabilitation

Preparing Future Aviation Leaders

Various flight schools **train future pilots** and **aviation professionals**

Historical Significance

Longest, continuously operating general aviation airport





Powering the Regional Economy

\$12.8 Billion
in Economic Impact

\$550 Million
contributed to State and
Local Taxes

\$1 of every \$6
in Louisville Metro tax revenue
from Airport Operations

~90,000 Jobs
1 in 8 jobs in Louisville Metro from
Airport Operations



Kentucky's Airports

- **No. 1 Airport for Kentucky Passengers**

More Kentucky residents choose SDF

- **No. 1 in Aircraft Operations**

SDF has 180,000+ total aircraft operations annually

- **No. 1 in Cargo Operations**

SDF is No. 1 in North America and Top 5 in the world for busiest cargo airport

- **No. 1 in Economic Impact**

SDF generates \$12.8 billion in annual economic impact with nearly 90,000 jobs and \$551 million contributed in state and local taxes

- **No. 1 General Aviation Airport**

Bowman Field is the busiest general aviation airport in the state

Questions?





LOUISVILLE
MUHAMMAD ALI
INTERNATIONAL AIRPORT